

Host Status and Fruit Odor Response of *Drosophila suzukii* (Diptera: Drosophilidae) to Figs and Mulberries

Author(s): Doris Yu, F. G. Zalom, and K. A. Hamby

Source: Journal of Economic Entomology, 106(4):1932-1937. 2012.

Published By: Entomological Society of America

URL: <http://www.bioone.org/doi/full/10.1603/EC12480>

BioOne (www.bioone.org) is a nonprofit, online aggregation of core research in the biological, ecological, and environmental sciences. BioOne provides a sustainable online platform for over 170 journals and books published by nonprofit societies, associations, museums, institutions, and presses.

Your use of this PDF, the BioOne Web site, and all posted and associated content indicates your acceptance of BioOne's Terms of Use, available at www.bioone.org/page/terms_of_use.

Usage of BioOne content is strictly limited to personal, educational, and non-commercial use. Commercial inquiries or rights and permissions requests should be directed to the individual publisher as copyright holder.

Host Status and Fruit Odor Response of *Drosophila suzukii* (Diptera: Drosophilidae) to Figs and Mulberries

DORIS YU,^{1,2} F. G. ZALOM,³ AND K. A. HAMBY³

J. Econ. Entomol. 106(4): 1932–1937 (2013); DOI: <http://dx.doi.org/10.1603/EC12480>

ABSTRACT *Drosophila suzukii* Matsumura (Diptera: Drosophilidae) is an agricultural pest with a wide host range. It is known to infest fruit that are still ripening on the plant, as well as rotting and damaged fruit. Our study sought to determine whether *D. suzukii* use mulberries (*Morus* spp.) and figs (*Ficus carica* (L.)) as hosts, as their host status was ambiguous. Accordingly, we collected 25 field-infested fruit and counted the numbers of *D. suzukii* emerging from them. We also sought to determine whether female *D. suzukii* would respond to olfactory cues from ripe figs and mulberries. As the host population has been known to impact host odor response, flies from mulberry, fig, and cherry origins were tested in “one-choice” olfactometry studies. Our results show that mulberries and figs can serve as hosts for *D. suzukii* and that female flies will respond to their odors. The host population did affect response to fruit odors, although further studies are necessary to determine habitat fidelity. This has implications for management of this pest, especially in backyard and mixed fruit orchard situations, which commonly occur in the current range of *D. suzukii*, and fig and mulberry may serve as a pest reservoir for other hosts and cultivated crops.

KEY WORDS “one-choice,” habitat fidelity, 4-way olfactometer, Spotted-wing *Drosophila*

Drosophila suzukii Matsumura (Diptera: Drosophilidae), also known as spotted wing drosophila, is an invasive agricultural pest originating from Southeast Asia. First documented in Japan in 1916, it has since been recorded in many other Asian countries, as well as nine European countries, five Canadian provinces, and at least 29 states in the United States (Cini et al. 2012, Hauser 2011, Lee et al. 2011b, National Agricultural Pest Information System [NAPIS] 2013). It has a wide host range and is purported to infest a variety of ripe and ripening fruits, as well as damaged or dropped fruit (Kanzawa 1939, Mitsui et al. 2006, Bolda et al. 2010, Walsh et al. 2011). Commercial crop loss can be variable and depend on crop and location (Bolda et al. 2010). Infestations in the United States have been observed on many commercial crops, including raspberries, cherries, blackberries, and strawberries (Lee et al. 2011a). In California, Washington, and Oregon, these crops represent a combined commercial value of US\$2.6 billion; thus, a decrease in fruit quality can result in significant financial losses (Bolda et al. 2010, Walsh et al. 2011). It is of interest that these crops represent only a small proportion of the reported host range, and field infestation levels and potential damage of many of the reported hosts remain unclear (Burrack et al. 2013).

Many *Drosophila* spp. show olfactory preferences for specific host fruits. For example, Atkinson (1981) has suggested that *Drosophila immigrans* may have originally evolved as a citrus specialist, as it has ancestries in Asia, where citrus originated, and seems to have adaptations for citrus toxins. This was corroborated by Hoffmann (1985), who observed variable responses of different *Drosophila* species to different fruit odors and found *D. immigrans* to be preferentially attracted to lemons in comparison with the other three *Drosophila* species tested.

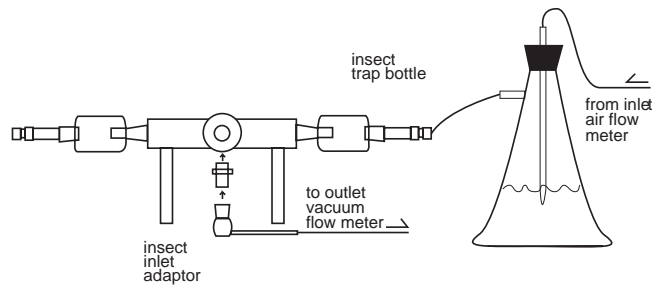
Host odor preferences are thought to be because of heritable habitat fidelity and resource utilization. Habitat fidelity refers to an individual’s tendency to return to the habitat where they originated and most likely performed better (Hoffmann and O’Donnell, 1992). In a 1984 study by Hoffmann et al., three lineages of *Drosophila melanogaster* were found to have increased attraction to the odors of fruit from which they originated. Those researchers suggested that because all three fruits are available in the same time period, differential resource utilization may be particularly strong during this time. According to Taylor (1976), heterogeneous environments may result in genotypic variation and consequently allow genetic variations to persist in natural populations.

Data from an ongoing multi-crop field trapping study showed significant numbers of *D. suzukii* in fig (*Ficus carica* (L.)) and mulberry (*Morus* spp.) traps (unpublished data). Although figs and mulberries are listed as hosts, this has not yet been quantified in terms of field infestation. Furthermore, no reports have been

¹ Department of Animal Biology, University of California Davis, One Shields Ave., Davis, CA 95616.

² Corresponding author, e-mail: risyu@ucdavis.edu.

³ Department of Entomology and Nematology, University of California Davis, One Shields Ave., Davis, CA 95616.



made as to whether *D. suzukii* females respond to fig and mulberry odors. It may be that female *D. suzukii* exhibit odor preferences for their host fruit, and even exhibit habitat fidelity as seen in other *Drosophila* species. We quantified field infestation using field-collected fruit and used “one-choice” olfactometry trials to assess the response of female *D. suzukii* to ‘Illinois Everbearing’ mulberry (*Morus alba x rubra*) and ‘Mission’ fig (*F. carica*) odor in terms of host finding and fidelity. Further classification of the host status of mulberry and fig fruits is important in terms of predicting potential backyard and commercial damage as well as to assess the potential pest reservoir expected from landscape fig and mulberry trees.

Materials and Methods

Host Fruit Emergence Study. Twenty-five fruits (as close to peak ripeness as possible) from Illinois Everbearing mulberry (17 August 2011), Mission fig (7 September 2011), and Brown Turkey fig (24 August 2011) were randomly collected off of trees from orchards with known *D. suzukii* pest pressure at the U.S. Department of Agriculture Wolfskill Germplasm Repository in Winters, CA. The fruit had no visible signs of exterior damage, although the ostiole on the fig may serve as an access point for oviposition. Each individual fruit was placed in a plastic cup covered with organza mesh fabric (held in place with a rubber band) and held for 16 d at constant 22°C with a photoperiod of 16:8 (L:D) h. All emerging *Drosophila* were collected and identified as *D. suzukii* or other *Drosophila* spp.

Host Fruit Populations. We established host populations in May–June 2012. Mulberries and cherries were collected from the USDA Wolfskill Germplasm Repository and placed in separate plastic emergence cages. Figs were not collected because fig season had not yet begun. All emerging *D. suzukii* were kept and used for our study.

Flies were also collected May–June 2012 using sliced strawberry (to prevent host odor preference bias in the collected flies); fruit-baited traps (Ziploc Smart Snap [SC Johnson, Racine, WI] 591-ml containers with nine 4-mm holes in the lid) were placed in the fig (≈ 156 m from mulberry, ≈ 393 m from cherry), mulberry (≈ 223 m from cherry), and cherry orchards at USDA Wolfskill Germplasm Repository.

Adult flies in the traps were collected, and the strawberries were kept in emergence chambers to collect any emerging *D. suzukii*. These orchard trapped flies were combined with the flies emerging from infested host fruit, and host populations were established and maintained in separate Fisherbrand square, polyethylene, six oz. stock bottles (Fisher, Pittsburgh, PA) containing 50 ml of Applied Scientific Jazz-Mix* *Drosophila* Food (Fisher, Pittsburgh, PA). Colonies were kept at 22°C in a cabinet incubation chamber (Percival Scientific, Inc., Perry, IA) with a photoperiod of 16:8 (L:D) h, and olfactory experiments were performed two to five generations after establishment.

‘One-choice’ Olfactometer Bioassay. A 4-choice olfactometer and air delivery system with vacuum control (Olfactometer Product No. OLFM-4C-2440PE, Air Delivery System Product No. OLFM-4C-ADS+V, Analytical Research Systems, Inc., Gainesville, FL) was used to test olfactory response of starved female *D. suzukii* (aged 2–7 d). The olfactometer was based on a design by Vet et al. (1983) and Kalule and Wright (2004). Air is drawn through four evenly spaced channels into a central chamber. This air was blown through 175 ml of deionized water in a PYREX 250 ml Heavy Wall Filtering Flask with Sidearm Tubulation (Corning Incorporated, Tewksbury, MA) to humidify the air, creating four distinct odor fields in the central chamber (see Fig. 1). The air is drawn out of the olfactometer by a vacuum pressure pump (insect inlet adaptor [Fig. 1]) attached to an open channel located in the floor of the central chamber, where mixing of odors also occur. Females were sexed by visual inspection and collected by aspiration from their stock bottles 20–24 h before trials were to occur and starved in a Dry Keeper Desiccator cabinet (Sanplateccorp, Osaka, Japan). The desiccant was removed, and relative humidity was maintained at 60–80% by placing a water-filled tray at the bottom of the cabinet. Flies were kept separate by host fruit population within the cabinet in 25-ml Falcon Tubes (BD Biosciences, San Jose, CA) that were cut at both ends and covered with organza mesh fabric held in place with a rubber band. The desiccator cabinet was then placed within the previously described cabinet incubation chamber.

Trials were conducted under a 120V fluorescent light placed in a reflector dish (UL LLC, Northbrook, IL). The light was suspended 56 cm above the olfac-

Table 1. Mean *Drosophila* \pm SE emergence per fruit for 25 field-infested fruit collected Aug. to Sept. 2011

Fruit	<i>Drosophila suzukii</i>			Other <i>Drosophila</i> spp.
	Female \pm SE	Male \pm SE	Total \pm SE	Total \pm SE
Mulberry 'Illinois Everbearing'	1.56 \pm 0.53	1.08 \pm 0.35	2.64 \pm 0.84	0.00 \pm 0.00
Fig 'Brown Turkey'	0.60 \pm 0.23	0.96 \pm 0.50	1.56 \pm 0.67	18.40 \pm 6.23
Fig 'Mission'	0.68 \pm 0.36	0.48 \pm 0.25	1.16 \pm 0.56	3.08 \pm 1.53

tometer and was covered with wax paper to evenly disperse the light. A Logitech c200 webcam (Newark, CA) was also suspended above the olfactometer to record the activity of the flies during the entirety of the trials. A brown cardboard box surrounded the olfactometer to prevent interference by visual stimuli. Before conducting the trials, airflow was visualized by conducting a smoke test. Airflow was set at 300 ml/min for each arm to allow flies to move about normally inside the olfactometer.

Each fruit odor was individually tested. Fresh, intact Illinois Everbearing mulberries and Mission figs (commercial varieties that are also commonly planted in urban landscapes) were collected the day of or the day preceding the trial. Fruit was randomly collected off trees from the USDA Wolfskill Germplasm Repository as close to peak ripeness as possible using aluminum foil to prevent the fruit from absorbing foreign odors and contamination by human hands. The fruit had no visible signs of exterior damage. The fruit was stored at room temperature wrapped in two layers of aluminum foil after being returned to the laboratory. Two cut (using sterilized [rinsed with 80% ethanol that was allowed to evaporate] stainless steel scissors) mulberries were used for each mulberry odor trial, whereas one fig slice of approximately equivalent size and mass of the mulberry samples was used for each fig odor trial. The cut fruit was then randomly placed inside one of the olfactometer's four internal odor source adaptors (Fig. 1). The other three were empty to serve as null control odors.

Flies were introduced into the central chamber using a plunger (slowly pushed upward to coax the flies into the central chamber) made from a modified Tampax Pearl Compak tampon applicator (Proctor & Gamble, Cincinnati, OH). The outer tube of the applicator was wrapped in construction paper to form a tighter seal in the olfactometer's open channel. The center hole in the inner tube was covered with tape to prevent flies from escaping. Each trial lasted 20 min and began when all flies entered the exposure chamber of the olfactometer. At the end of each trial, the position of all flies was recorded and flies were marked as within the trap bottle or nonresponsive.

Clean trap bottles were used each trial, and all the olfactometer components were cleaned at the end of each trial period (three to five trials). All glassware and acrylic and polyethylene components were cleaned using a 1% Alconox Powdered Precision Cleaner (Alconox Inc., White Plains, NY). Glassware was then rinsed with acetone followed by deionized water and baked overnight at 160°C in a Stabil-therm Gravity Oven (Blue M Electric Co., Blue Island, IL).

All acrylic and ethylene components were rinsed with 80% ethanol followed by deionized water and air dried.

Statistical Analysis. A nonparametric Friedman-analysis of variance (ANOVA) was performed using Proc Freq in SAS 9.2 (SAS Institute 2008) to test the null hypothesis that flies were evenly distributed in each of the olfactometer trap bottles for the one-choice olfactometry trials. To compare the response to the different fruit treatments by the *D. suzukii* host populations in these trials, a logistic regression model was used, as the data were binomial. This was performed using Proc Glimmix in SAS 9.2 (SAS Institute 2008) to allow us to include the trial number in the analysis as a random effect to control for between trial variation within each fruit and population (trial number [fruit population]). The fixed effects were fruit, population, and fruit \times population with the response variable being the number of flies responding to the fruit over the total number of flies. An LS means statement was included to generate pairwise differences in response.

Results

D. suzukii emerged from field-collected Illinois Everbearing mulberries, Mission figs, and Brown Turkey figs. Mulberries had the highest emergence, followed by Brown Turkey and Mission figs, respectively (Table 1). Other *Drosophila* spp. were prevalent in both fig varieties, with the most other *Drosophila* found in Brown Turkey variety. No other *Drosophila* emerged from mulberries (Table 1).

Fruit and the interaction of fruit \times population were found to have a significant impact on *D. suzukii* response (fruit $F_{1,32} = 5.01$, $P = 0.0323$; population $F_{2,32} = 0.05$, $P = 0.9557$; fruit \times population $F_{2,32} = 3.78$, $P = 0.0338$). Twenty-four independent trials were performed using Mission fig as the fruit attractant and 23 were performed using Illinois Everbearing mulberry. Overall, *D. suzukii* females responded more strongly to Mission fig than to Illinois Everbearing mulberry (Fig. 2), although the significant fruit \times population interaction indicates that response varied by host population.

Within the host populations, the Friedman-ANOVA rejected the null hypothesis that the flies were evenly distributed in each of the four olfactometer trap bottles with $P < 0.05$ for all one-choice fruit odor experiments (fig–fig [host population–fruit odor]: $F_{3,6} = 9.780$, $P = 0.0205$; fig–mulberry: $F_{3,5} = 10.8571$, $P = 0.0125$; mulberry–fig: $F_{3,10} = 19.4231$, $P = 0.0002$; mulberry–mulberry: $F_{3,10} = 9.0882$, $P = 0.0281$; cherry–fig: $F_{3,8} = 14.2917$, $P = 0.0025$; cherry–mulberry: $F_{3,8} =$

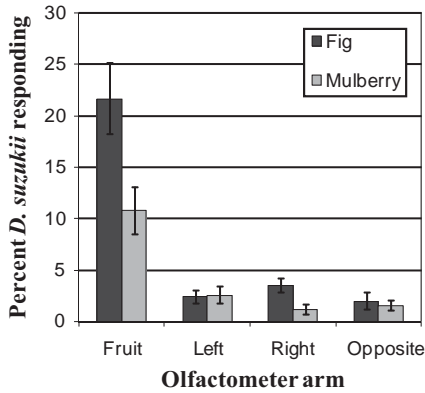


Fig. 2. Percent *D. suzukii* females responding \pm SE one-choice trials to Mission fig ($n = 24$) and Illinois Everbearing mulberry ($n = 23$).

10.0667, $P = 0.0180$); therefore, we can conclude that flies were not evenly distributed among each of the four trap bottles (Fig. 3). Higher percentages of mulberry flies were observed in the fig trap bottles than mulberry trap bottles (mulberry-fig vs. mulberry-mulberry $t(37) = 3.11$, $P = 0.0036$) (Fig. 3). A similar trend was seen in figs, though this was not statistically significant (fig-fig vs. fig-mulberry $t(29) = -0.92$, $P = 0.3668$). For our control population, the percentage of cherry flies was higher in the fig trap bottles than in the mulberry trap bottles (cherry-fig vs. cherry-mulberry $t(31) = 2.18$, $P = 0.0366$) (Fig. 3). Mulberry flies were most attracted to the fig fruit (LS Means estimate

-1.0881 , $t(27) = -3.10$, $P = 0.0045$), followed by cherry flies (LS Means estimate -1.3393 , $t(26) = -3.45$, $P = 0.0019$) then fig flies (LS Means estimate -2.1538 , $t(32) = -4.57$, $P < 0.0001$). Fig flies were most attracted to the mulberry odor (LS Means estimate -1.5286 , $t(27) = -3.10$, $P = 0.0045$), followed by cherry flies (LS Means estimate -2.6037 , $t(36) = -6.06$, $P < 0.0001$) then mulberry flies (LS Means estimate -2.7994 , $t(41) = -6.62$, $P < 0.0001$) (Fig. 3).

Discussion

We found that *D. suzukii* can complete a full generation in mulberries and figs and that female *D. suzukii* respond to both odors; thus, these fruits can serve as hosts. From mulberries, an average of two to three adult *D. suzukii* emerged per fruit, whereas three to four flies per fruit emerged on average from fig cultivars. To put this in perspective, Burrack et al. (2013) found 1.17 ± 0.14 *D. suzukii* larvae and pupae per fruit from field-collected ripe intact blackberries (*Rubus* spp.) and 2.90 ± 0.34 larvae and pupae from ripe intact raspberries (*Rubus idaeus* (L.)) grown without tunnels in North Carolina. Raspberries and blackberries are known to experience heavy commercial infestation. No other *Drosophila* spp. emerged from Illinois Everbearing mulberry, although other *Drosophila* composed the vast majority of the fig emergence for the Brown Turkey variety. According to Takahashi and Kimura (2005), interspecific larval interactions are essentially competitive. It has been suggested that *D. melanogaster* may be a formidable competitor for

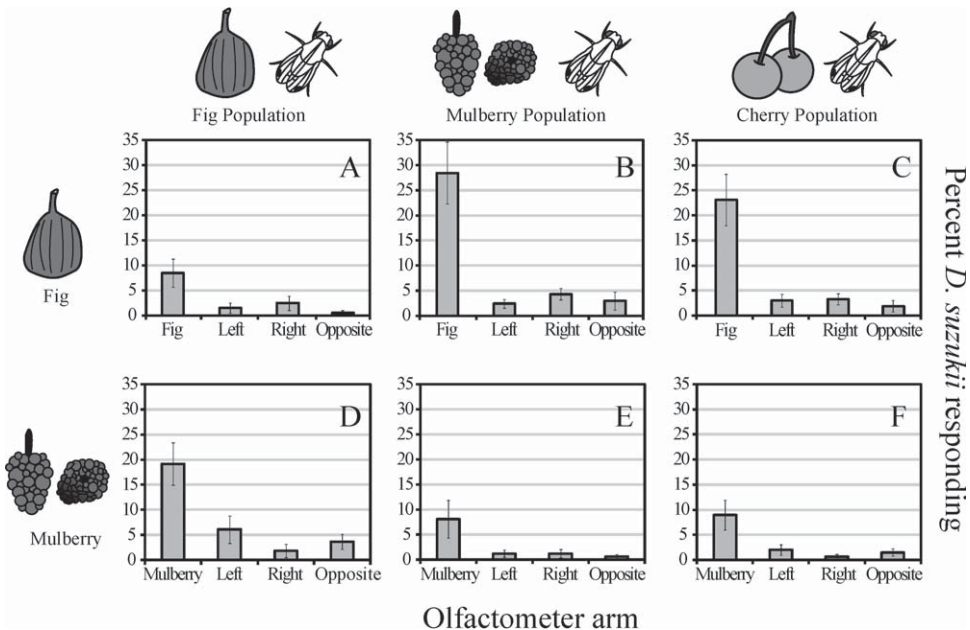


Fig. 3. Percent female *D. suzukii* responding \pm SE for each host fruit population and fruit odor. (A) Fig-fig Friedman-ANOVA ($n = 6$, $P = 0.0205$). (B) Mulberry-fig Friedman-ANOVA ($n = 10$, $P = 0.0002$). (C) Cherry-fig Friedman-ANOVA ($n = 8$, $P = 0.0025$). (D) Fig-mulberry Friedman-ANOVA ($n = 5$, $P = 0.0125$). (E) Mulberry-mulberry Friedman-ANOVA ($n = 10$, $P = 0.0281$). (F) Cherry-mulberry Friedman-ANOVA ($n = 8$, $P = 0.0180$).

resources in some hosts (Dean et al. 2012), which may explain the species' proportions of the emerging adult *Drosophila* in figs.

D. suzukii respond to mulberry and fig odors and appear to more likely select novel fruit hosts as opposed to fruit in which they originated. This may have been influenced by our host population collecting methods or laboratory rearing methods. The host populations were started from *D. suzukii* trapped in strawberry-baited traps, as well as flies emerged from mulberry and cherry fruit, but not fig fruit. This is because fig season did not begin until after we began establishing host populations. However, trapping was performed at that time as preliminary trapping data had indicated presence of *D. suzukii* before the beginning of fig season. Field populations may be highly mobile, and may intermix within these blocks. All flies were reared on Jazz Mix, which is much different in quality than the fruit resources to which they were responding, may vary from batch to batch, and genetic differences in the host populations may be lost because of being reared on lab medium (Hoffmann and McKechnie 1991). Starvation may have also forced the flies to accept a more novel food source. According to Turelli and Hoffmann (1988), stressed flies may be less discriminating of available food. Dispersers assess time available for search by monitoring physiological factors, including fat stores and endurance (Stamps and Davis 2006), which are decreased when starved. This may have also led to the preference trends we observed. Despite efforts to ensure fig slices and mulberries were of similar mass and volume, variation in quantity of volatiles produced would skew the results of the olfactory assay. Although more research is necessary to validate this behavior, it may be an important consideration in developing attractants. Kanzawa (1939) found Japanese rice wine to be the most attractive bait in grape vineyards, but grape wine to be the most attractive bait in cherry orchards.

Although the results of our study do not resolve *D. suzukii* habitat fidelity or odor preference, they are still useful in assessing the host range of this pest species. From our host emergence and one-choice olfactometry studies, we conclude that *D. suzukii* are attracted to and can develop on figs and mulberries. From these results, not only should commercial fruit growers be wary, but backyard growers as well. Figs and mulberries have a long fruiting interval that often overlaps with more valuable crops, such as cherries. Figs and mulberries are common backyard and landscape trees in California, and may serve as a reservoir for *D. suzukii* populations. Commercial growers, especially mixed orchard growers, and backyard growers may want to monitor local figs and mulberries for presence of *D. suzukii* and take necessary measures to prevent their spread.

Acknowledgments

We would like to thank Heather Wilson for her assistance in gathering fruit samples, identifying *D. suzukii*, establishing and maintaining the fly colonies, and making the figures used

in this article. We would also like to thank Emily Symmes for advice and instruction on using the 4-way olfactometer; Robert Kimsey for his mentorship; and the anonymous reviewers for their advice on the manuscript.

References Cited

- Atkinson, W. D. 1981. An ecological interaction between citrus fruit, *Penicillium* moulds and *Drosophila immigrans* Sturtevant (Diptera: Drosophilidae). *Ecol. Entomol.* 6: 339–344.
- Bolda, M. P., R. E. Goodhue, and F. G. Zalom. 2010. Spotted wing drosophila: potential economic impact of a newly established pest. *Agric. Resour. Econ. Update*, 13: 5–8.
- Burrack, H. J., G. E. Fernandez, T. Spivey, and D. A. Kraus. 2013. Variation in selection and utilization of host crops in the field and laboratory by *Drosophila suzukii* Matsumura (Diptera: Drosophilidae), an invasive frugivore. *Pest Manag. Sci.* (in press). (doi:10.1002/ps.03489).
- Cini, A., C. Ioriatti, and G. Anfora. 2012. A review of the invasion of *Drosophila suzukii* in Europe and a draft research agenda for integrated pest management. *Bull. Insectol.* 65: 149–160.
- Dean, D., J. F. Price, G. Steck, and C. A. Nagle. 2012. Development and impact of the spotted wing *Drosophila*, *Drosophila suzukii*, in Florida strawberries. *Int. J. Fruit Sci.* 13: 67–75.
- Hauser, M. 2011. A historic account of the invasion of *Drosophila suzukii* (Matsumura) (Diptera: Drosophilidae) in the continental United States, with remarks on their identification. *Pest Manag. Sci.* 67: 1352–1357.
- Hoffmann, A. A. 1985. Interspecific variation in the response of *Drosophila* to chemicals and fruit odours in a wind tunnel. *Aust. J. Zool.* 33: 451–460.
- Hoffmann, A. A., and S. O'Donnell. 1992. Heritable variation in the attraction of *Drosophila melanogaster* to fruit in the field. *Biol. J. Linn. Soc. Lond.* 47: 147–159.
- Hoffmann, A. A., and S. W. McKechnie. 1991. Heritable variation in resource utilization and response in a winery population of *Drosophila melanogaster*. *Evolution* 45: 1000–1015.
- Hoffmann, A. A., P. A. Parsons, and K. M. Nielsen. 1984. Habitat selection: olfactory response of *Drosophila melanogaster* depends on resources. *Heredity* 53: 139–143.
- Kalule, T., and D. J. Wright. 2004. The influence of cultivar and cultivar aphid odours on the olfactory response of the parasitoid *Aphidius colemani*. *J. Appl. Entomol.* 128: 120–125.
- Kanzawa, T. 1939. Studies on *Drosophila suzukii* Mats. Kofu, Yamanashi Agric. Exp. Stn. 49 p. in *Rev. App. Entomol.* 29: 622.
- Lee, J. C., D. J. Bruck, H. Curry, D. Edwards, D. R. Haviland, R. A. Van Steenwyk, and B. M. Yorgey. 2011a. The susceptibility of small fruits and cherries to the spotted-wing drosophila, *Drosophila suzukii*. *Pest Manag. Sci.* 67: 1358–1367.
- Lee, J. C., D. J. Bruck, A. J. Dreves, C. Ioriatti, H. Vogt, and P. Baufeld. 2011b. In focus: spotted wing drosophila, *Drosophila suzukii*, across perspectives. *Pest Manag. Sci.* 67: 1339–1351.
- Mitsui, H., K. H. Takahashi, and M. T. Kimura. 2006. Spatial distributions and clutch sizes of *Drosophila* species ovipositing on cherry fruits of different stages. *Popul. Ecol.* 48: 233–237. (NAPIS)
- National Agricultural Pest Information System. 2013. Survey Status of Spotted Wing Drosophila - *Drosophila suzukii* (2010 to present). Purdue University. (<http://pest.ceris.purdue.edu/map.php?code=IOAPUA&year=3year>).

- Stamps, J. A., and J. M. Davis. 2006. Adaptive effects of natal experience on habitat by dispersers. *Anim. Behav.* 72: 1279–1289.
- Takahashi, K. H., and M. T. Kimura. 2005. Intraspecific and interspecific larval interactions in *Drosophila* assessed by integrated fitness measure. *Oikos* 111: 574–581.
- Taylor, C. E. 1976. Genetic variation in heterogeneous environments. *Genetics* 83: 887–894.
- Turelli, M., and A. A. Hoffmann. 1988. Effects of starvation and experience on the response of *Drosophila* to alternative resources. *Oecologia* 77: 497–505.
- Vet, L.E.M., J. C. Van Lenteren, M. Heymens, and E. Meelis. 1983. An airflow olfactometer for measuring olfactory responses of hymenopterous parasitoids and other small insects. *Physiol. Entomol.* 8: 97–106.
- Walsh, D. B., M. P. Bolda, R. E. Goodhue, A. J. Dreves, D. J. Bruck, V. M. Walton, S. D. O'Neal, and F. G. Zalom. 2011. *Drosophila suzukii* (Diptera: Drosophilidae): invasive pest of ripening soft fruit expanding its geographic range and damage potential. *J. Integr. Pest Manage.* 2: 1–7.

Received 28 November 2012; accepted 20 May 2013.
